

Service Manual

PLAIN PAPER FAX WITH ANSWERING MACHINE



KX-F1015 SERIES
KX-F1820 SERIES

Subject : Parts Change

Please file and use this supplement manual together with the original and simplified service manuals for the following models.

Model	Order No.	Supplement No.	Country	Issued printed matter of supplement No.
KX-F1015PD	KM79712175C2	2	Poland	1
KX-F1015HG	KM79801181C2	2	Hungary	1
KX-F1015CE	KM79802191A2	3	Czech and Slovak	1~2
KX-F1820JT	KM79808227C2	2	Italy	1
KX-F1820SP	KM79901255A2	1	Spain	
KX-F1820GR	KM79802188A2	2	Greece	1
KX-F1820BL	KM79810239C2	1	Belgium	
KX-F1820PR	KM79803201A2	2	Portugal	1
KX-F1820S	KM79810238C2	2	Sweden	1
KX-F1820FR	KM79802197C2	2	France	1
KX-F1820SL	KM79801186C2	2	Switzerland	1
KX-F1820NW	KM79809232C2	2	Norway	1





WARNING

This service information is designed for experienced repair technicians only and is not designed for use by the general public. It does not contain warnings or cautions to advise non-technical individuals of potential dangers in attempting to service a product. Products powered by electricity should be serviced or repaired only by experienced professional technicians. Any attempt to service or repair the product or products dealt with in this service information by anyone else could result in serious injury or death.

1 REPLACEMENT PARTS LIST(S)

1.1. REFERENCE CHART

Reason for Change		
*The following items (1-8) indicate the reason for change. See the “Notes” column for each part in ORIGINAL AND NEW PARTS COMPARISON LIST(S) .		
1. Improve performance	Remarks: *a: For delivery. *b: To change the factory mode.	
2. Change of material or dimension		
3. To meet approved specification		
4. Standardization		
5. Addition		
6. Deletion		
7. Correction		
8. Other		

Interchangeability Code		
**The following items (V-Z) indicate the interchangeability. See the “Notes” column for each part in ORIGINAL AND NEW PARTS COMPARISON LIST(S) .		
Parts	Set Production	
V Original New	 Early (before change) Late (after change)	Original or new parts may be used in early or late production set. Use original parts until exhausted, then stock new parts.
W Original New	 Early (before change) Late (after change)	Original parts may be used in early production sets only. New parts may be used in early or late production sets. Use original parts where possible, then stock new parts.
X Original New	 Early (before change) Late (after change)	New parts only may be used in early or late production sets. Stock new parts.
Y Original New	 Early (before change) Late (after change)	Original parts may be used in early production sets only. New parts may be used in late production sets only. Stock both original and new parts.
Z Other		

Note:

Alphabets in the "Remarks" column in the following lists correspond to the alphabets in the "Remarks" in **REFERENCE CHART**.

1.2. ORIGINAL AND NEW PARTS COMPARISON LIST(S)

Ref No.	Part No.		Part Name & Descriptions	Pcs	Remarks	Notes		Time of change (Suffix)
	Original Part No.	New Part No.						
CABINET AND ELECTRICAL PARTS								
105	PQJP03S07Z	PFJP03S04Z	AC INLET ⚠	1	*a	8	V	
DIGITAL BOARD PARTS								
IC2	PFWIF1015PD	PFWIF1015PD1	IC (ROM) (KX-F1015PD only)	1	*b	1	X	ROM Ver. E181RB→E181RC
IC2	PFWIF1015HG	PFWIF1015HG1	IC (ROM) (KX-F1015HG only)	1	*b	1	X	ROM Ver. E181UO→E181UP
IC2	PFWIF1820JT	PFWIF1820JT1	IC (ROM) (KX-F1820JT only)	1	*b	1	X	ROM Ver. E181JA→E181JB
IC2	PFWIF1820SP	PFWIF1820SP1	IC (ROM) (KX-F1820SP only)	1	*b	1	X	ROM Ver. E181LA→E181LB
IC5	PFVIR667544	PFVIR667543	IC (ROM) (KX-F1820SP only)	1	*b	7		
IC2	PFWIF1820GR	PFWIF1820GR1	IC (ROM) (KX-F1820GR only)	1	*b	1	X	ROM Ver. E181DN→E181DO
IC2	PFWIF1820BL	PFWIF1820BL1	IC (ROM) (KX-F1820BL only)	1	*b	1	X	ROM Ver. E181KB→E181KC
IC2	PFWIF1820PR	PFWIF1820PR1	IC (ROM) (KX-F1820PR only)	1	*b	1	X	ROM Ver. E181LN→E181LO